

2147 Eisenhower Dr N Unit A
Goshen, IN 46526
PH (888) 773 3088 FAX (888) 392 2400
info@heartfeltcreations.us
www.heartfeltcreations.us


Stamp & Die Technique In 4 easy steps




WHAT YOU NEED Paper, Heartfelt Creations die and stamp, ink, tape and a diecutting machine




1. Stamp your image and set it aside.




2. Make a die template by taping your die to the paper and running it through the machine.



3. Leave the die taped to the outside frame. This is the template you need to cut out the stamped image.



4. Line up and tape the frame to your stamped image. Run it through the machine.



YOU'RE DONE! Use this gorgeous stamped image on your stamping, scrapbooking or 3D project!